This graphic has been prepared by Boffa Miskell Limited on the specific instructions of our Client. It is solely for our Client's use in accordance with the agreed scope of work. Any use or reliance by a third party is at that party's own risk. Where information has been supplied by the Client or obtained from other external sources, it has been assumed that it is accurate. No liability or responsibility is accepted by Boffa Miskell Limited for any errors or omissions to the extent that they arise from inaccurate information provided by the Client or any external source.



Urban Forest Tree Planting
Hockey Park

PROJECT NUMBER: **BM240711**

Concept Design

PROJECT ADDRESS: 36 Hockey Street,
Bishopdale,
Christchurch 8051

CLIENT: Christchurch City Council

CLIENT ADDRESS: 53 Hereford Street
Christchurch Central
Christchurch 8013
New Zealand

Boffa Miskell

Boffa Miskell Limited
Level 1
141 Cambridge Terrace
Christchurch 8013
New Zealand
Tel: +64 3 366 8891
www.boffamiskell.co.nz

REV	DATE	DESCRIPTION
A	28.08.2026	Concept Design Draft

SHEET INDEX

100 Preliminary & General
100 Cover Sheet
200 Plans
200 Existing Site
210 Tree Height Capacities
300 Sections
300 Cross Section Studies of Potential Tree Heights
301 Cross Section Studies of Potential Tree Heights
500 Planting
500 Planting Plan
510 Planting Plan

This graphic has been prepared by Boffa Miskell Limited on the specific instructions of our Client. It is solely for our Client's use in accordance with the agreed scope of work. Any use or reliance by a third party is at that party's own risk. Where information has been supplied by the Client or obtained from other external sources, it has been assumed that it is accurate. No liability or responsibility is accepted by Boffa Miskell Limited for any errors or omissions to the extent that they arise from inaccurate information provided by the Client or any external source.



ORIGINAL IN COLOUR

Boffa Miskell

Printed 28/08/2026 6:38:25 pm

LEGEND

- Existing Canopy Cover
- Existing Lower Vegetation
- Existing Playground
- Lightpole Clearance

Vegetation cover mapped based on LINZ aerial photography dated September 2025, with site visit to verify existing conditions.

Note, immature existing trees on site are shown at approximate 10-15 year spread.

Existing Specimen Trees - 24

Existing Canopy Cover - 2452.97 m² 40.6% Canopy coverage to existing site

0m 3m 6m 12m

REV	DATE	DESCRIPTION	APr
A	28.08.2026	Concept Design Draft	HCo

Urban Forest Tree Planting Hockey Park

Existing Site

Design	JKe	Scale	Date
Drawn	JKe	1:300 @ A1	28.08.2026
Check	HCo	1:600 @ A3	

Concept Design

DRAWING NO. BM240711_200

REVISION A

C:\Users\summery\RevitDocs\BM240711_HockeyPark_Summer.YoungDFUCP.rvt

This graphic has been prepared by Boffa Miskell Limited on the specific instructions of our Client. It is solely for our Client's use in accordance with the agreed scope of work. Any use or reliance by a third party is at that party's own risk. Where information has been supplied by the Client or obtained from other external sources, it has been assumed that it is accurate. No liability or responsibility is accepted by Boffa Miskell Limited for any errors or omissions to the extent that they arise from inaccurate information provided by the Client or any external source.



ORIGINAL IN COLOUR

Boffa Miskell

Printed 28/08/2026 6:38:32 pm

LEGEND

- 20m+ Tree Height Area
- 10 - 20m Tree Height Area
- 5 - 10m Tree Height Area

The Tree Height Capacity model is derived from the following rules, supplied by CCC:

- No tree shall intrude through the recession plane at maturity
- No tree shall be planted closer than 3.0m from a pathway
- No tree shall be planted closer than 5.0m from a sports field and no tree canopy drip line shall extend above a sports field
- Tree spacings shall be a minimum of 5.0m apart to allow for easy lawn mowing
- Min. 2m offset for low voltage power
- Min. 3m offset for 11kv power
- Min. 5m offset for 33-66kv
- Min. of 1m offset for all other services and hard paving not mentioned above

0m 3m 6m 12m

REV	DATE	DESCRIPTION	APr
A	28.08.2026	Concept Design Draft	HCo

Urban Forest Tree Planting Hockey Park

Tree Height Capacities

Design	JKe	Scale	Date
Drawn	JKe	1:300 @ A1	28.08.2026
Check	HCo	1:600 @ A3	

Concept Design

DRAWING NO. BM240711_210

REVISION A

C:\Users\summery\RevitDocs\BM240711_HockeyPark_Summer.YoungDFUCP.rvt

This graphic has been prepared by Boffa Miskell Limited on the specific instructions of our Client. It is solely for our Client's use in accordance with the agreed scope of work. Any use or reliance by a third party is at that party's own risk. Where information has been supplied by the Client or obtained from other external sources, it has been assumed that it is accurate. No liability or responsibility is accepted by Boffa Miskell Limited for any errors or omissions to the extent that they arise from inaccurate information provided by the Client or any external source.

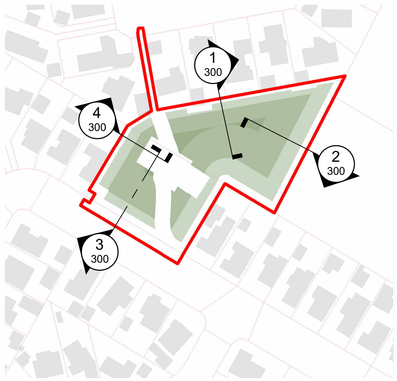

1 / 300 North Boundary
Scale: 1 : 200



2 / 300 East - West Boundary Section
Scale: 1 : 200

3 / 300 South-West Boundary Section
Scale: 1 : 200

4 / 300 West Boundary Section
Scale: 1 : 200

ORIGINAL IN COLOUR

Boffa Miskell

Printed 28/08/2026 6:38:39 pm

Note:

Sections identify maximum acceptable proposed tree height and density.
Existing vegetation not shown.
Refer Planting Plans for proposed tree locations.

REV	DATE	DESCRIPTION	APr
A	28.08.2026	Concept Design Draft	HCo

Urban Forest Tree Planting Hockey Park

Cross Section Studies of Potential Tree Heights

Design	JKe	Scale	Date
Drawn	JKe	As Shown	28.08.2026
Check	HCo		

Concept Design

DRAWING NO. BM240711_300

REVISION A

C:\Users\summery\RevitDocs\BM240711_HockeyPark_Summer.YoungDFUCP.rvt

This graphic has been prepared by Boffa Miskell Limited on the specific instructions of our Client. It is solely for our Client's use in accordance with the agreed scope of work. Any use or reliance by a third party is at that party's own risk. Where information has been supplied by the Client or obtained from other external sources, it has been assumed that it is accurate. No liability or responsibility is accepted by Boffa Miskell Limited for any errors or omissions to the extent that they arise from inaccurate information provided by the Client or any external source.

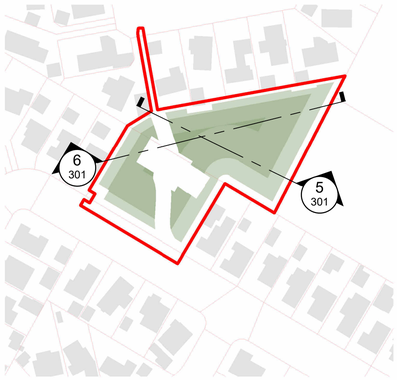

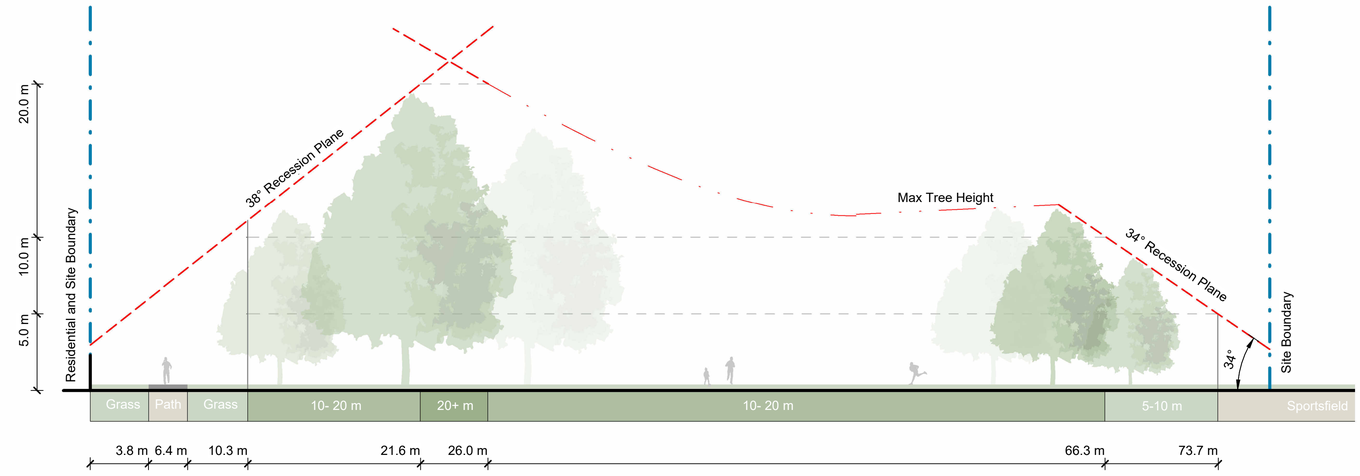

5/301 Northwest - Southeast Cross Section
Scale: 1 : 200

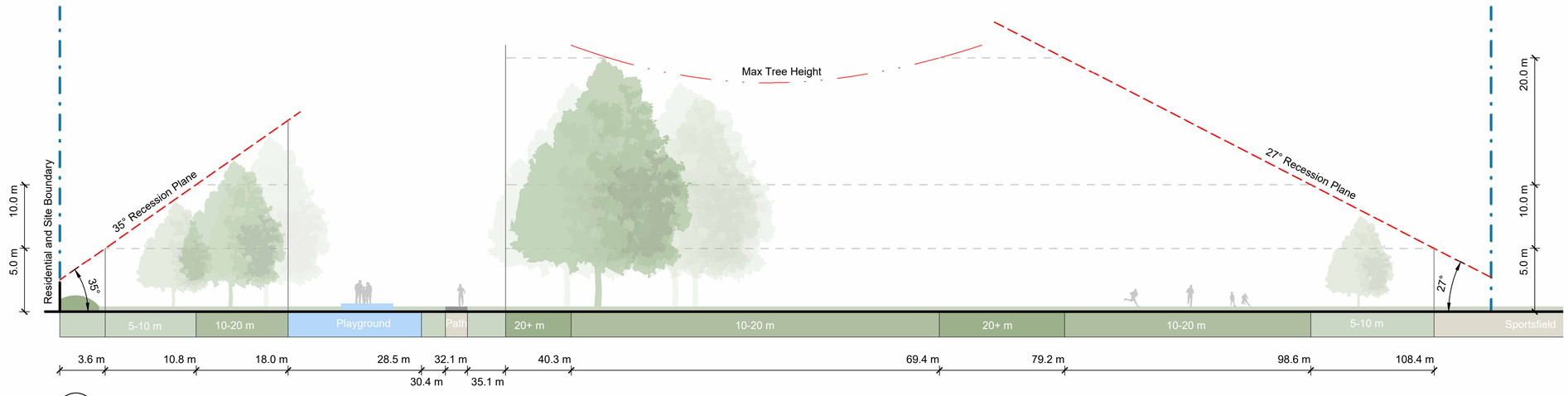

6/301 West - East Cross Section
Scale: 1 : 200

ORIGINAL IN COLOUR

Boffa Miskell

Printed 28/08/2026 6:38:46 pm

Note:

Sections identify maximum acceptable proposed tree height and density.
Existing vegetation not shown.
Refer Planting Plans for proposed tree locations.

REV	DATE	DESCRIPTION	APr
A	28.08.2026	Concept Design Draft	HCo

Urban Forest Tree Planting Hockey Park

Cross Section Studies of Potential Tree Heights

Design	JKe	Scale	Date
Drawn	JKe	As Shown	28.08.2026
Check	HCo		

Concept Design

DRAWING NO. BM240711_301

REVISION A

C:\Users\summery\RevitDocs\BM240711_HockeyPark_Summer.YoungDFUCP.rvt

This graphic has been prepared by Boffa Miskell Limited on the specific instructions of our Client. It is solely for our Client's use in accordance with the agreed scope of work. Any use or reliance by a third party is at that party's own risk. Where information has been supplied by the Client or obtained from other external sources, it has been assumed that it is accurate. No liability or responsibility is accepted by Boffa Miskell Limited for any errors or omissions to the extent that they arise from inaccurate information provided by the Client or any external source.



ORIGINAL IN COLOUR

Boffa Miskell

Printed 23/11/2026 11:13:43 am

Existing Canopy Cover	-	2452.97 m²	40.6%	Canopy coverage to existing site
Proposed Canopy Coverage	-	1068.14 m²	17.7%	Proposed canopy coverage
Total Canopy Coverage	**-**	**3,543.15m²**	**58.3%**	**Total canopy coverage**

PLANTING SCHEDULE

Qty	Type	Tree Height
4	Medium Tree	Tree Height 10-15m
9	Small Tree	Tree Height 5-10m
24	Existing Trees	

0m 3m 6m 12m

REV	DATE	DESCRIPTION	APr
A	28.08.2026	Concept Design Draft	HCo

Urban Forest Tree Planting Hockey Park

Planting Plan

Design	JKe	Scale	Date
Drawn	JKe	1:300 @ A1	28.08.2026
Check	HCo	1:600 @ A3	

Concept Design

DRAWING NO. BM240711_500

REVISION A

C:\Users\hamishc\RevitDocs\BM240711_HockeyPark_Hamish_Cochrane.rvt

This graphic has been prepared by Boffa Miskell Limited on the specific instructions of our Client. It is solely for our Client's use in accordance with the agreed scope of work. Any use or reliance by a third party is at that party's own risk. Where information has been supplied by the Client or obtained from other external sources, it has been assumed that it is accurate. No liability or responsibility is accepted by Boffa Miskell Limited for any errors or omissions to the extent that they arise from inaccurate information provided by the Client or any external source.



ORIGINAL IN COLOUR

Boffa Miskell

Printed 28/08/2026 6:38:58 pm

Existing Canopy Cover	-	2452.97 m²	40.6%	Canopy coverage to existing site
Proposed Canopy Coverage	-	1068.14 m²	17.7%	Proposed canopy coverage
Total Canopy Coverage	**-**	**3,521.11m²**	**58.3%**	**Total canopy coverage**

PLANTING SCHEDULE

Qty	Type	Tree Height
4	Medium Tree	Tree Height 10-15m
9	Small Tree	Tree Height 5-10m
24	Existing Trees	

0 m 3 m 6 m 12 m

REV	DATE	DESCRIPTION	APr
A	28.08.2026	Concept Design Draft	HCo

Urban Forest Tree Planting Hockey Park

Planting Plan

Design	JKe	Scale	Date
Drawn	JKe	1:300 @ A1	28.08.2026
Check	HCo	1:600 @ A3	

Concept Design

DRAWING NO. BM240711_510

REVISION A

C:\Users\summery\RevitDocs\BM240711_HockeyPark_Summer.YoungDFUCP.rvt